

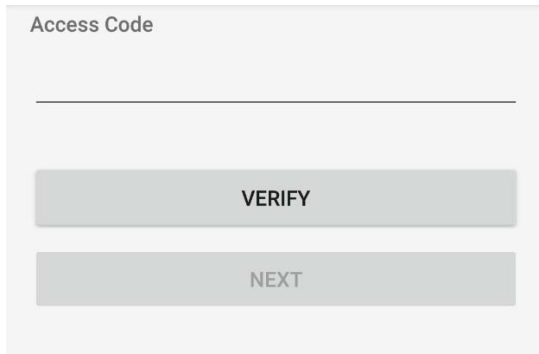
# BusPlanner Delays App

1. To install for:

**IOS** go to the App store - <https://itunes.apple.com/ca/app/busplanner-delays/id1217589960?mt=8>

**Android** go to Google Play - <https://play.google.com/store/apps/details?id=com.busplanner.delays>

2. Once installed open the app. Type in **TSTS** for the access code and click Verify



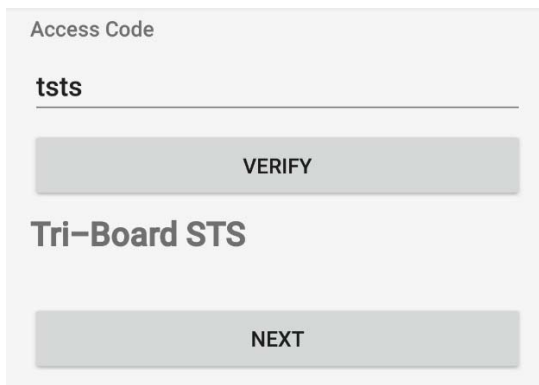
Access Code

---

VERIFY

NEXT

3. Confirm it says **Tri-Board STS** and Click on Next



Access Code

tsts

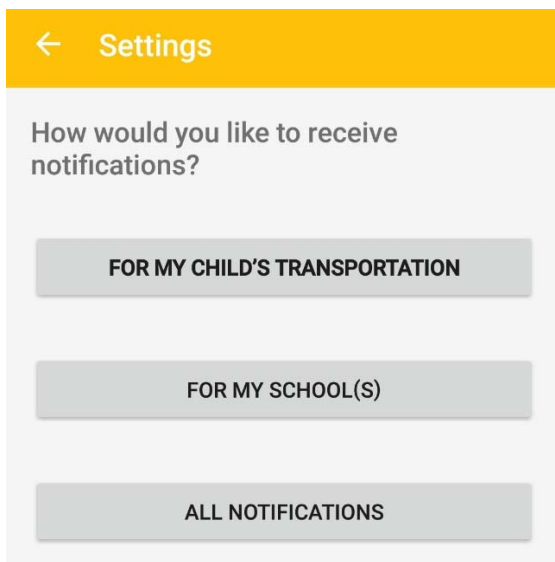
---

VERIFY

**Tri-Board STS**

NEXT

4. Choose how you would like to receive notifications



← Settings

How would you like to receive notifications?

FOR MY CHILD'S TRANSPORTATION

FOR MY SCHOOL(S)

ALL NOTIFICATIONS

5. You will get an APP RESTART REQUIRED message. The app will be ready to use after closing and opening.