

# FIRST-TIME RIDER SAFETY



## PROGRAM SAFETY TIPS

FUNDING PROVIDED BY



DOCUMENT PRODUCTION SUPPORTED BY



**tri.board**  
smart routes. safe kids.

## KNOW THE BASICS

All parents/guardians must know your child's bus information including;

- **bus operator name** (company)
- **route number** (3 digits)
- bus **stop location**
- scheduled **pick-up/drop-off times**

This information is provided on your transportation postcard or through logging into the student portal section of [triboard.ca](http://triboard.ca)



## CONTENTS

The Basics	1
Bus Stop	1
Cancellations/Delays	2
Danger Zone	3
Identification Program	3
On the Bus	4
Pick up your child	4
Learn More	5

## IMPORTANT REMINDERS

- Have your child arrive at the bus stop **5-10 minutes** before their pick-up time.
- Assume responsibility for your child's behavior while waiting to board the bus.
- Understand that **the bus is viewed as an extension of the classroom** and, as such, student discipline falls under the responsibility of the school Principal.
- Complete and update any medical Plan of Care for your child (if applicable) and submit this information to the school.

## TRAVEL TO THE BUS STOP

### AT THE BUS STOP

**Never play around when you are at your school bus stop.**


**When it is winter, do not stand on or play on snowbanks.**

**If you drop something under the bus do not try to get it back yourself. Tell the driver**

**Never go under or reach under the school bus for any reason.**

- Parents/Guardians are responsible for their child's safe travel to and from the bus stop and while they wait for the bus
- All kindergarten students must be accompanied to and from the bus stop by an adult, guardian, or another responsible person.
- **You must be 5—10 minutes** early arriving to your bus stop. The school bus driver has a lot of students to pick up and cannot wait for you. This is applicable to "home stops." You must be outside waiting.
- Parents, you should take your child to see their school before the first day. The bus may stop at other schools before or after your child's school.
- It will help your child to know what their school looks like so that they do not miss getting off at the right school. Also teach your child the name of their school so they can tell the bus driver.

**Remember**  
*"we wait for the bus;  
the bus does **not**  
wait for us!"*



## BUS CANCELLATION AND DELAYS

A bus may be cancelled or delayed for various reasons such as traffic conditions, staff shortages, road closures, weather etc. Operators are obligated to post delays of 15 minutes or greater to the Delays & Cancellation section of [triboard.ca](http://triboard.ca). **Parents/Guardians should follow these updates regularly and have a number of options to do so:**

- Subscribe to email notices about their bus
- Download the Bus Delays App and use code **TSTS**
- Visit the website and search their bus route number

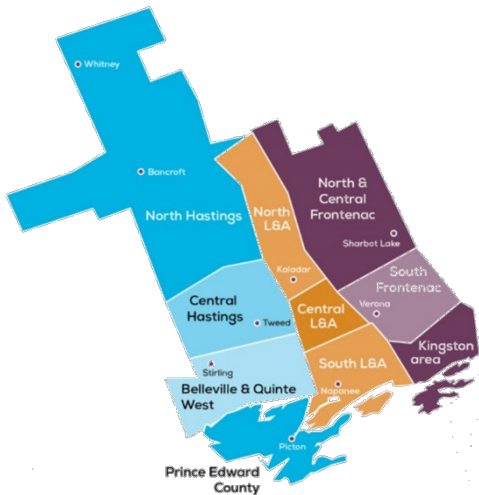


## INCLEMENT WEATHER

The decision to cancel school buses is a shared responsibility between **Tri-Board** and the school bus operators. The process incorporates real-time weather/road condition reports from several spotters throughout the district as well as the most current weather information available.

### WEATHER ZONES

**Tri-Board** is split into ten (10) weather zones. Please refer to your transportation postcard or [triboard.ca](http://triboard.ca) to determine what zone you live in as well as what zone your school is located in.



### FOG

Heavy fog can reduce visibility. If the fog does not clear by noon, the afternoon run will also be cancelled. Schools will be notified by their bus operators and will be responsible for communicating with parents.

### SNOW, FREEZING RAIN, EXTREME WEATHER

In the event of inclement weather buses will be cancelled in the morning and the afternoon.

### NOTIFICATIONS

All weather decisions are posted at [triboard.ca](http://triboard.ca) no later than 6:30 am. Parents/Guardians who are subscribed will also receive an email. We do our best to also share weather decisions on Tri-Board's social media.

### PARENT/GUARDIAN RESPONSIBILITIES

Safety of our 30,000 riders and their drivers are our main priority. We understand a cancelled/delayed bus may be inconvenient, however we cannot incorporate this into our decision-making.

As long as schools remain open, parents/guardians are welcome to transport their children to school when the bus is not running. In this case, parents/guardians will be responsible for picking up their child at the end of the day. If buses are running and you do not think it the weather or road conditions are safe, you never have to put your child on the bus.

## THE DANGER ZONE




The danger zone is an imaginary bubble that shows you the dangerous areas around the school bus. **The danger zone goes 10 steps all the way around the bus.**

The most dangerous areas are in front of the bus and behind the bus because the driver can't see you. The bus tires are also dangerous so make sure to always stay away from them. Never go behind, or directly in front of the school bus.



## STUDENTS IDENTIFICATION PROGRAM

**Tri-Board** has implemented a student I.D. program for students that need to be met by a parent or other responsible person, are required to carry an Epi-Pen, or for those students that must transfer to another bus. These tags are placed around the handgrip on the top of the student's backpack.

MET AT STOP TAG	MEDICAL TAG	TRANSFER TAG
		
<p>The purple tag indicates to the driver that the student needs to be met by a parent/guardian at the stop.</p>	<p>The red tag indicates to the driver that the student has a medical condition such as asthma, allergies, diabetes etc.</p> <p>Please notify your school of all medical information pertaining to your child.</p>	<p>The blue tag indicates to the driver that the student will be transferring to another school bus during the ride.</p>

## RIDING ON THE SCHOOL BUS



Always sit with your back in the seat, facing forward.



Do not snack on the bus.



Do not open the school bus windows without permission from the driver. If your window is open, keep everything, including your arms and head, inside the bus. There are things like telephone poles, trees, cars, and trucks that could hurt you.

### BULLY FREE ZONE

We promote school buses as a BULLY FREE ZONE and there is ZERO tolerance. Signs are located inside the bus as a reminder to students. On-going training is provided to drivers to recognize the signs of bullying.

Find more Safety Tips for riders, parents, and other drivers on social media with [#TBSafetyTips](#)

## PICKING UP YOUR CHILD

Parents/ Guardians must be 5 to 10 minutes early for pickup at the end of the day. Wait on the side of the road that the bus stops on. Do not stand away from the bus in groups.

When your child is getting off, approach the bus door to receive him or her. This will ensure your child makes visual contact with you, their guardian, or the person responsible for meeting them at the bus stop, before they get off the bus.

Young students and those with purple tags will be returned to the school if a parent/guardian is not present at the stop. Parents/Guardians will need to pick their children up at the school.





# tri.board

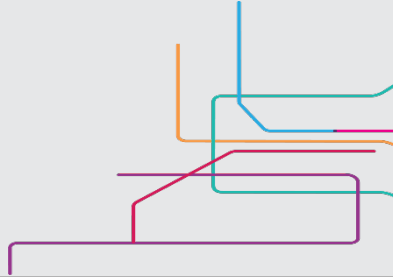
smart routes. safe kids.

www.triboard.ca

613.354.1981

[info@triboard.ca](mailto:info@triboard.ca)

PO Box 235  
Napanee, Ontario  
K7R 3M3



Looking for more safety tips, videos, and program information?

- Visit the [Safety section of our website](#)
- Check out our [Youtube Channel](#)
- Follow us on Facebook, Twitter, and Instagram:  
@triboardbus and #TbSafetyTips

Additional safety information for students and parents can be found in the video, “**Buzzy the Bee’s Safety Certificate!**”

You can re-watch Buzzy the Bee’s safety video on YouTube and Vimeo.

- **YOUTUBE:**  
Search: “Bus Safety-Sécurité en autobus”  
Or visit the OECM Youtube channel at:  
[OECM's School Bus Safety YouTube Channel](#)
- **VIMEO:**  
Search: “Bus Safety-Sécurité en autobus”  
Or visit the OECM Youtube channel at:  
[OECM's School Bus Safety Vimeo Channel](#)



**FIRST-TIME**    
**RIDER SAFETY**

FUNDING PROVIDED BY



DOCUMENT PRODUCTION SUPPORTED BY

